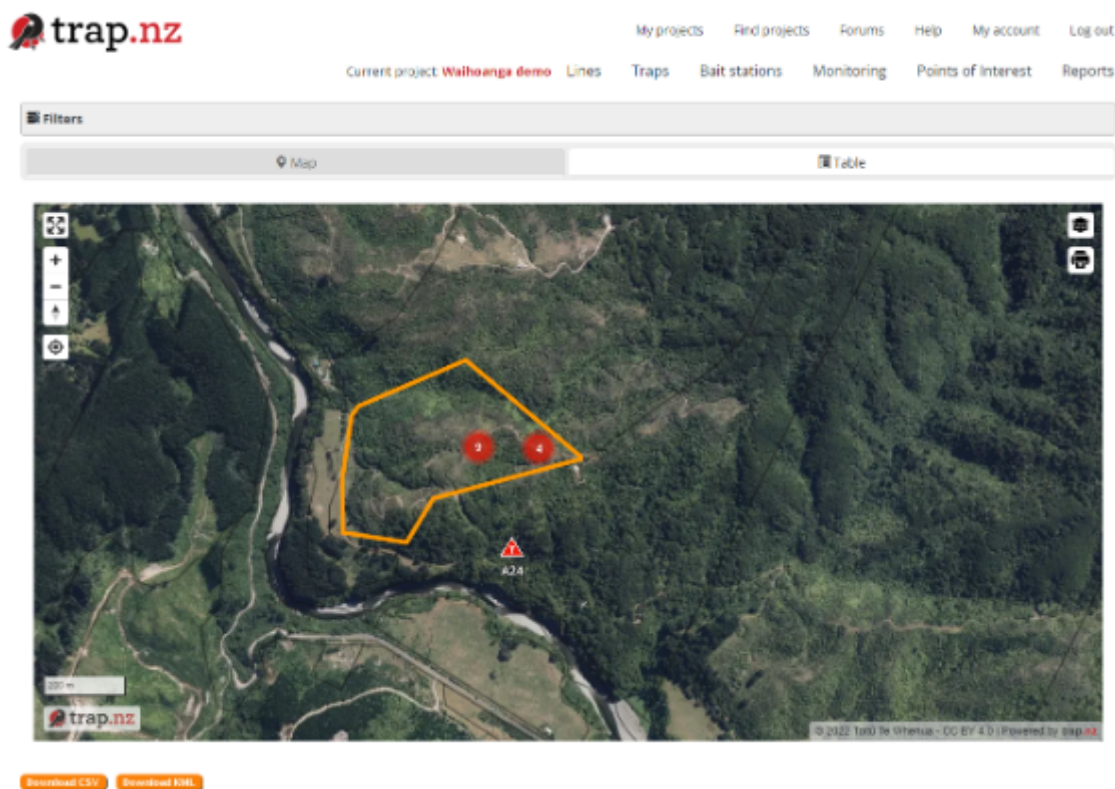


rappt.io New Traps overview page

rappt.io is always looking for ways to help the usability of our product, to aid this the new [trap overview page](#) has been developed

For video help, click the youtube link here <https://youtu.be/AYgAnQ84W2o>

The first noticeable change is the filters section under the station tabs which is now collapsed by default, keeping them out of the way until you need them.



When you select the filters it opens up to allow you to select the options you are wanting to change

Filters

Retired

No

Trap Title

contains...

Line

gully

ridge

track

tree line

trial line

Trap type

A12

A24

AT220

BT 200

Belisle

Blitz

Cage Trap

Chimney

Coni

Tags

Assigned to me

- All -

Items per page

20

Apply

Reset

Map

Table



You can also switch between viewing traps as a map or table by selecting the tabs above the map

Filters

Map

Table

Code	Trap type	Line	Sensor ID	Date Installed	Tags	Last Record	Edit	Add record
A24	A24	ridge		2022-10-26			Edit	add record
R001 (retired)	DOC 200	ridge		2022-06-16	Test	2022-10-21 09:04:00	Edit	add record
R004 (retired)	Unspecified	ridge		2022-06-16	test	2022-09-01 14:23:00	Edit	add record
RLD 010	DOC 150	ridge		2022-10-21		2022-10-26 08:28:00	Edit	add record
RL 001	DOC 200	ridge		2022-10-14			Edit	add record
RL001	DOC 150	ridge		2022-10-21			Edit	add record

The new map has a variety of options that the old map didn't.

You can now use your mouse to scroll in and out of the map.

Instantly resizes the map to full screen

Shows map options, boundaries, labels, and clustering



Shows options for printing your map

Zooms to your location

The map shows overlapping traps as clusters by default, which makes the map easier to read and aids in navigation. Clicking a cluster will expand the traps inside it and zoom in to focus on them. You can toggle clustering and labels on and off using the layer controls.



The map will remember your selections in the layer controls whenever you return to the page..

You can now tilt the maps to suit your needs, this can be achieved in three ways


1 hold the ctrl key on your keyboard and use your mouse to tilt the map from various angles

2 right click and drag

3 on the trackpad of your laptop a two-finger click and drag



The map also shows road names when aerial hybrid and topographic are selected



The new trap icons

To align with the rappt.io mobile phone app the icons have been changed to

trap	
Sensor Trap - active	
Sensor trap - active & sprung	




—

[illegible]

RID 010	DOC 150	ridge		2022-10-21		2022-10-26 08:28:00	Edit	add record
RL 001	DOC 200	ridge		2022-10-14			Edit	add record
RL001	DOC 150	ridge		2022-10-21			Edit	add record
RL002	DOC 200	ridge		2022-10-14		2022-10-26 08:29:00	Edit	add record

After you have entered the new trap records, you will be directed to the individual trap detail page, click the **“trap”** tab



[My projects](#)
[Find projects](#)
[Forums](#)
[Help](#)
[My account](#)
[Log out](#)

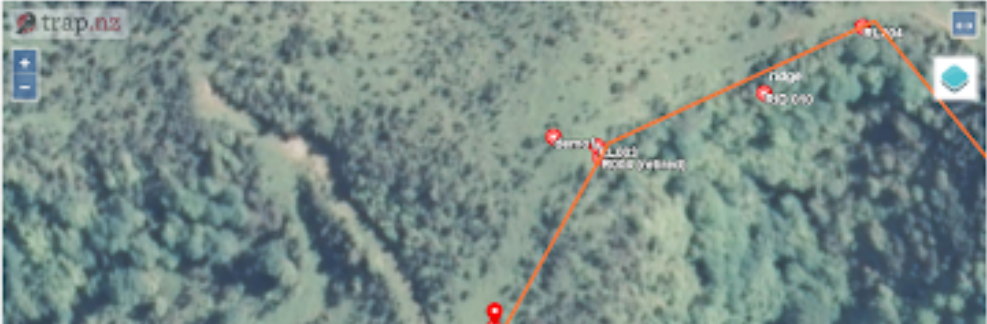
Current project: **Waihoanga demo**
[Lines](#)
[Traps](#)
[Bait stations](#)
[Monitoring](#)
[Points of Interest](#)
[Reports](#)

[Add a new trap](#)
[Add catches](#)
[Import traps](#)
[Import trap records](#)
[Manage traps](#)
[Manage trap records](#)

RL002


• Trap record RL002 : 2022-11-02 has been created.

[View](#)
[Edit](#)
[Devel](#)



Trap type: DCC 200
 Date installed: 14 Oct 2022
 Total kills: 2
 Trap line: ridge
 Lat: -40.835496648173
 Lon: 175.220965868390
[Add a supplementary trap](#)
[Add a new trap record](#)

You will be returned to the new trap overview, you can now select to return to the old trap overview page by clicking the link. (this is a temporary link until our members become familiar with the new trap overview page)



[My projects](#)
[Find projects](#)
[Forums](#)
[Help](#)
[My account](#)
[Log out](#)


Current project: **demo 1**
[Lines](#)
[Traps](#)
[Bait stations](#)
[Monitoring](#)
[Points of Interest](#)
[Reports](#)


[Add a new trap](#)
[Add catches](#)
[Import traps](#)
[Import trap records](#)
[Manage traps](#)
[Manage trap records](#)


Traps

Take me back to the [old view](#).

[Filters](#)

 Map

 Table



Revision #10
Created 1 November 2022 00:38:16 by Lenore Winterburn
Updated 8 July 2024 00:09:13 by Cosmos