

# Bait station records

<https://www.youtube.com/embed/W9eViNr45Bk>

## Date

Defaults to the current date and time. Tap it to change it.

## Target species

Select a species from the list or leave as None.

## Formulation

Select a bait formulation from the list.

## Active ingredient

Select the active ingredient for the bait from the list.

## Concentration %

Enter the % concentration of the active ingredient.

## Bait remaining

Drag the slider to select the amount of bait remaining when you checked it.

## Bait removed

Drag the slider to select the amount of bait removed after checking.

## Bait added

Drag the slider to select the amount of bait added after you checked it.

## Notes

Add any notes about the check here.

R002

DOC 200

4 minutes ago

Species

None

Trap Status \*

Still set, bait bad

Condition \*

OK

Re-lured

☐

Lure notes

Notes

Last Record:

20 Jul 2022 07:59

Longitude:

175.22088

Latitude:

-40.83566

Enable advanced record fields

View Online

Move location

SAVE  
Press & hold

CLOSE



## Add bait type

Name \* ?

Formulation \*

Select



Toxin \*

Select



Toxin % \* ?

0

Max fill ?

300grams

Unit weight ?

10grams





Save

Press & hold

CANCEL

## Installation details

Tapping this will display additional details about the installation and display the "Add collocated installation" button. This allows you to create another installation at the same location. You can pin this open by checking the Display installation details checkbox in [General settings](#).

Longitude:	175.22076
Latitude:	-40.83542
Enable advanced record fields	<input type="checkbox"/>
View Online 	
Move location 	
Retire  Press & hold	
Add collocated installation 	

When saved, the record indicator at the top will turn green, as will the border around the station on the map.

---

Revision #10

Created 2 August 2021 05:35:52

Updated 7 June 2023 21:45:22 by Andy Saunders