






Sorting installations

On the **Traps**, **Bait Stations**, or **Monitoring Stations** section of your project, you can sort the order in which your installations appear in the table underneath the map (once you've clicked the "Show results" button). Clicking on a column heading will sort them by that column. Click the heading again to reverse the sort order.

Show row weights

Number/Code	Type	Line 	Installed	Tags	Last record
 PT01	DOC 250	Park traps	27 Aug 2019		2020-12-02
 PT02	DOC 250	Park traps	27 Aug 2019		2021-04-15
 PT03	DOC 250	Park traps	27 Aug 2019		2020-12-02
 PT04	DOC 250	Park traps	27 Aug 2019		2020-12-02

Custom sort order

You can also manually sort the order in which installations are listed in the table.

Please note that with the new trap overview page you will still temporarily have to use the "old view" found under the "traps" heading to gain access to the ability to sort

Traps

[Take me back to the old view.](#)




Filters

Map

Table

Code	Trap type	Line	Sensor ID	Date Installed	Tags	Last Record	Edit	Add record
------	-----------	------	-----------	----------------	------	-------------	------	------------

1. Click and hold the handle to the left of its Number/Code to drag it up or down.
2. When you are done sorting, click the "Update sort order" button at the bottom of the table to save it.

 T02	Coni	Central circuit	27 Apr 2021	2021-04-29
 H	D-Rat		17 Apr 2021	2021-08-13
 TR113	Nooski	Southern circuit	10 Jul 2020	

☒ Update sort order

Download CSV

Download KML

Sorting all installations in a line

You might want to make the order in which installations are listed on a line match the order in which you check them. If you **use the mobile app** to enter installation records (recommended), this can make recording data in the field more efficient.

Before you can sort your installations, you need to make sure that you are viewing all the installations for a line. To do this, use the filter options at the top of the page.

1. Navigate to the **Traps**, **Bait Stations**, or **Monitoring Stations** section of your project.
2. Select the line you want to sort from the "Line" dropdown in the filter bar.
3. Select "- All -" from the "Items per page" dropdown.
4. Click "Show results"

Active/Retired

Number/Code

Line

Tags

Items per page

Show results

Reset

Active

Starts with...

- Any -

- All -

5. You can now manually sort your installations into whatever order you like. Click the handle to the left of its Number/Code, and drag it up or down
6. When you are done sorting, click the "Update sort order" button so that your hard work is saved!

⛶ T02	Coni	Central circuit	27 Apr 2021	2021-04-29
⛶ H	D-Rat		17 Apr 2021	2021-08-13
⛶ TR113	Nooski	Southern circuit	10 Jul 2020	

☒ Update sort order

[Download CSV](#) [Download KML](#)

🔗Revision #1

★Created 18 October 2021 04:11:37

✎Updated 31 March 2022 00:26:11